


Virtual Dog Neuter

The following is the protocol for a dog neuter at Little Mountain Veterinary Clinic. These standards are chosen by the owner of the clinic.

LITTLE MOUNTAIN VETERINARY CLINIC LTD.

46793 Yale Road East, Chilliwack, B.C. V2P 2S5


Dr Eldon R. Reynolds
Large Animal Practice
Phone: 792-7301




Dr Josephine M. Banyard
Small Animal Practice
Phone: 792-2844

© Dr Josephine M. Banyard 2003


1



2




3



4

Pain meds given here



15




Orchiectomy


All clinics do Orchiectomies (neuters) differently. At little Mountain Veterinary Clinic this is how we do this surgery.

- 1.** Once our patient is admitted we **examine** him. We sedate him with a tranquilizer which is based on our examination findings and the known history of the patient.
- 2.** When he is sleepy, we put in an **intravenous catheter** and give him an **intravenous anesthetic**. This puts him to sleep very fast.
- 3.** We put an **endotracheal tube** into his trachea (windpipe) to protect his lungs during surgery and deliver the **isoflurane** (safest gas anesthetic) to his lungs.
- 4.** The surgery site is **shaved and prepped** for surgery. He is given an **analgesic** (painkiller).
- 5.** Wearing her cap and mask, the surgeon does a **surgical scrub** of her hands using a sterile scrub brush and towel.
- 6.** Surgeon dons her **sterile surgical gown and gloves**.
- 7.** For every surgery a **sterile surgical pack** containing instruments and a drape are used.
- 8 and 9.** Our veterinary assistant closely **monitors** the blood pressure, colour of the mucous membranes, heart rate, pulse, eye position and depth of anesthesia every 3.5 minutes throughout surgery. The **IV fluid rate** is adjusted accordingly.
- 10.** The **skin is incised** (cut) in front of the scrotum.
- 11.** The vessels and spermatic cords of the testes are tied off (two ties each side) before removing the testes.
- 12.** The skin is closed in 3 layers. The skin sutures are usually absorbable.
- 13 and 14.** A **painkiller** is given here and the assistant watches the patient until he has **recovered** enough to be put into his cage safely.
- 15.** Our protocol allows rapid recovery following surgery.

5




14




13

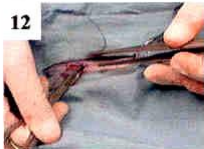
Pain meds given here




6



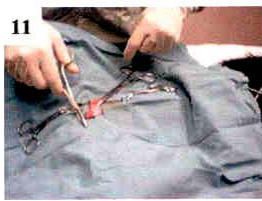
12




7




11




10



9



8



Why should I neuter my puppy?

- If you are not planning to breed your pet.
- Neutering prevents unwanted pregnancy and diseases of the reproductive tract which include infections of the testes and epididymis and testicular tumours.
- By eliminating the hormonal cycles, conditions such as prostatic hyperplasia, suppurative prostatitis, abscesses and tumours of the prostate, tumours around the anus, perianal hernias, and secondary irritation around the anus due to glandular hyperplasia are decreased.

What are the Benefits of Neutering my dog?

- Neutered dogs do not wander around looking for females so they don't get into accidents, get shot at by upset neighbours, get into dog fights, or get into your neighbour's garbage. It is important to neuter them before they get into the wandering habit..
- Neutered dogs tend to be less aggressive. This is not always the case however.
- Less unwanted pregnancies.
- No diseases associated with their reproductive tract.

When should I neuter my puppy?

- Neuters are usually done at 6 months of age

How long does he have to be in the hospital?

Dog neuters are a day surgery providing there are no complications. Our patients are given warm bedding, food and water and we walk puppies for elimination purposes.

When can I pick him up?

We discharge patients between 3 pm and 4:30 pm on the same day as surgery. We arrange a discharge appointment after 3:00 pm to inform his family of the risks involved and what to watch for.

Can I let my puppy outside?

For the first 3 days after surgery, take him outside for elimination purposes on a leash. This is to prevent any running around which could cause the ligatures to slip leading to internal hemorrhage and this is life threatening. He should be supervised outside. He may still be fertile for a few days following neuter so do not allow him to be around any intact female dogs for 2 weeks. Keep your dog away from anywhere where he might drown or fall and hurt himself for 24 hours following discharge. The day following surgery he can resume normal feeding and activity. Keep away from other pets. Do not let the patient or other pets lick the patient's incision.

How do I feed him?

Do not feed him past 6:00 pm the day before surgery. Take away his water first thing in the morning on the day of surgery. When you take him home give him about half the amount of food he is normally fed and see if he eats it all. If so then you can give him a little more. Following anesthesia the occasional patient is nauseous and will drool. Do not be alarmed. If vomiting continues past one day, please contact the clinic.

Complications

While complications are uncommon they can occur. If his gums go white you should contact the clinic immediately as this could signal internal bleeding. Watch for redness, swelling or discharge along the incision line. If he is not eating well or you see the above signs or any others that you are concerned about please let the clinic know.

Why does it cost so much for a neuter?

This an excellent question. As Canadians we are unaware of the high cost of medicine as we are used to Medicare taking care of our medical bills. In general the price you pay for veterinary services reflects the cost of the service performed. However this does not apply to the price of a neuter. In fact the consumer pays far less than the actual cost of the procedure (approximately 50%). The difference is paid (or absorbed) by the practice owner. This is a contribution towards the patient, the owner, and the community. There are no subsidies in veterinary medicine from the government, non profit organizations or from pet stores. All costs are born by the practice owner.

Optional procedures

While your pet is in the hospital for surgery we can do additional procedures during his stay. Please read the following carefully and let our staff know what options you want for your pet. If you have any questions or concerns please discuss them with us. Additional costs apply.

Nail trim	*
Pain meds	*
Anal sacs	*
Teeth cleans	Ask Receptionist*
Tattoo	+
Vaccinations	Ask Receptionist*
Hip x-rays for dogs	*
Anesthetic packages	(see below)*

*Wellness Plan discounts apply +included in Wellness plan

Anesthetic Packages

In the interests of increased anesthetic safety we recommend that all animals be tested for anemia and kidney disease prior to anesthesia. We also recommend intravenous fluids and EKG and blood pressure monitoring which is in addition to the veterinary assistant checking the patient's vitals every 3.5 minutes. The intravenous fluids allow immediate access to the blood in the case of an emergency. It also allows us to increase the fluid rate should the patient's blood pressure drop as may happen with some anesthetic agents and if there is excessive blood loss. It is very important that adequate blood pressure be maintained for the long term health of the kidneys and other organs.

Anesthetic Safety Package 1

Includes: *Intravenous fluids*
EKG monitoring
Blood pressure monitoring

Anesthetic Safety Package 2

Includes: *Anesthetic Package 1*
PLUS *Minipanel 2*
PLUS *Urinalysis*

The kidneys, urine, blood protein, and blood cells are evaluated with this test.

Analgesia and Identification Package

Includes: *Tattoo & Pain Medications*